





R-1600

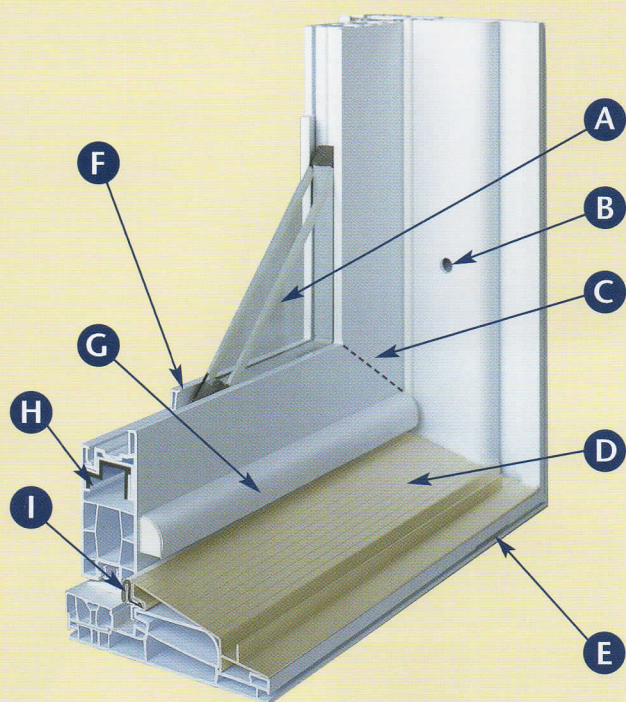
PVC GARDEN DOOR

Simply stunning!





HIGHLY EFFICIENT STANDARD FEATURES



A - Wet glazed clear sealed unit using tempered glass and warm edged.

Edgetech Super Spacer®

B - Pre-punched installation holes with hole plugs.

C - Sash corners fusion welded at 45° to eliminate air and water infiltration.

D - Anodized aluminum champagne sill cover at a 15° slope - Wear-Resistant - with thermal break & integral rolling track for optional screen.

E - Internal weeping system designed for maximal water drainage efficiency.

F - PVC glazing bead to make glass replacement easier.

G - Drip mold to drain water away from the threshold.

H - NEW: Reinforcements for better structural results.

I - Schlegel "Q-Lon" high performance weatherstrip around perimeter of frame for maximum air tightness and water tightness.

FEATURES NOT SHOWN:

- Integral 1-3/8" pre-punched nailing fin for ease of installation.
- Interior pre-finished mold.
- All door & hardware fastener screws are in stainless steel (rustproof) for lasting durability.

OPTIONS

CHOICE OF FINISHES AND LAMINATIONS

- PVC standard colors: Blue white, Cream white
- Solid PVC: Desert sand
- Painted PVC (Selection of colors)

Woodgrain laminated PVC

(combined with PVC Cream white only)



Natural Oak



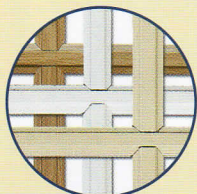
Dark Oak

CHOICE OF GLAZING


- Tinted glass (Bronze or Grey)
- Energy-saving sealed unit with Low-E and argon using tempered glass and warm edged

Edgetech Super Spacer®


CHOICE OF GRILLS (ALUMINUM)




Georgian 5/8"



Georgian 1"





Rectangular 5/8"




Rectangular 5/16"

R-1600

PVC GARDEN DOOR




J - Multipoint lock system, center deadbolt and key lock for enhanced security & weathertightness.




K

K - Flush bolts on French-hinged door to provide more rigidity.



L

L - Astragal designed to provide maximum joint strength during operation.



M

M - Full-length rustproof anodized aluminum fixed geared hinge for optimum weather resistance and durability - Screwed into aluminum reinforcement to eliminate panel sag Lifetime Warranty!

OPTIONS

HARDWARE*



Dummy handle set for passive door

Handle finishes:

Solid brass, Polished chrome,
Brushed chrome, White-powder coat,
Antique brass

FINISHING ACCESSORIES*

- PVC brick mold
- 1/2" PVC drywall interior return
- PVC frame extension to accommodate walls of up to 7-15/16" (6-9/16" setback from nailing fin)
- Uniquely designed PVC screen pocket can be installed in the field for optional screen
- Matching sidelites and transoms

- **Optional Nickel hardware with RESISTA finish**

INSECT SCREEN*

Extruded aluminum frame with adjustable ballbearing nylon rollers at top & bottom to provide smooth operation & easy maintenance.

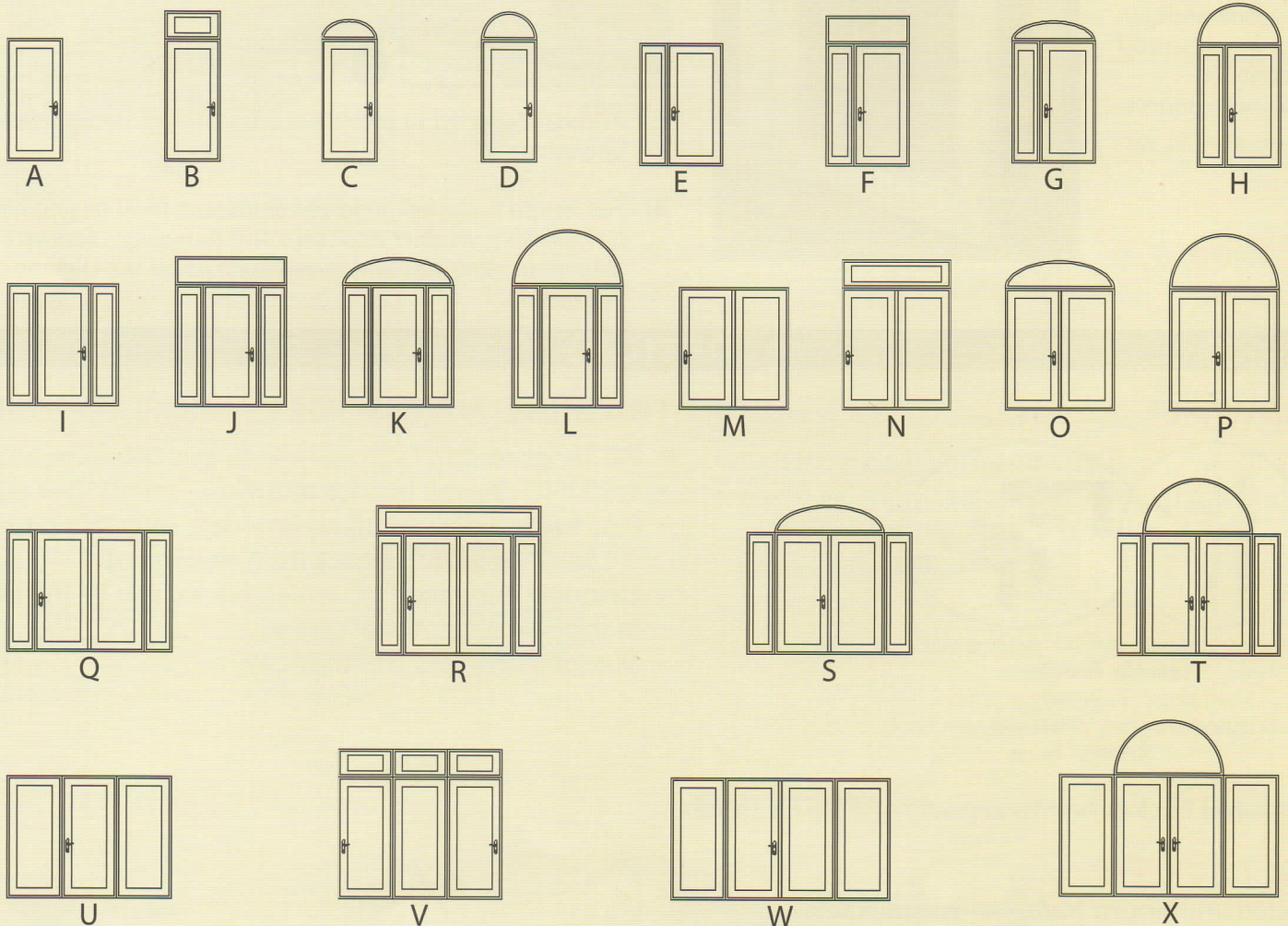
* These options are not necessarily available on all door configurations. Please check with your distributor.

EXTERIOR FRAME DIMENSIONS

JAMB HINGED OR CENTER HINGED					FRENCH HINGED				
Width	x	Height	or	Height	Width	x	Height		
59-5/8"		79-5/8"		95-9/16"	59-3/4"		79-5/8"		
71-9/16"		79-5/8"		95-9/16"	71-11/16"		79-5/8"		
SINGLE DOOR					SIDE LITE				
Width	x	Height	or	Height	Width	x	Height	or	Height
29-7/8"		79-5/8"		95-9/16"	29-11/16"		79-5/8"		95-9/16"
35-7/8"		79-5/8"		95-9/16"	35-11/16"		79-5/8"		95-9/16"

Custom sizes available.

WIDE CHOICE OF CONFIGURATIONS



Printed in Canada • 03-2009

- For any required configuration, the hinge can be fixed to the center (CH), on a jamb (JH) or on both jambs (FH) of the door.
- The door(s) open(s) to either the interior (inswing) or the exterior (outswing).

* 20-year limited warranty on PVC • 10-year limited warranty on insulating glass
 * The manufacturer reserves the right to bring modifications to his products without advance notice.

EQUIVALENCE - CANADIAN STANDARDS | USA STANDARDS

Test results upon request.

